

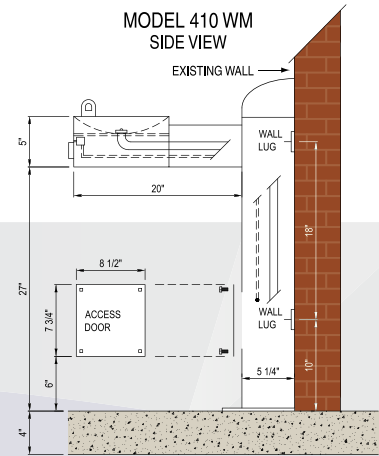
PEDESTAL WALL MOUNT DRINKING FOUNTAINS 400 SERIES



410 WMSS



410 WM



**440 WM
Apron
Available**



440 WMSS

Drinking fountains are UL approved, and meet all ANSI-NSF61 -98 standards.

PEDESTAL WALL MOUNT OPTIONS

The options shown on this page are available on the pedestal wall fountains. Multiple options may be ordered on each fountain. Please specify the option when requesting a quote or placing an order. Options are added at an additional cost to the customer. info@mostdependable.com or 800-552-6331



Hose bibb



**Hose bibb
with locking cover**



**Safe Stream
bubbler™**



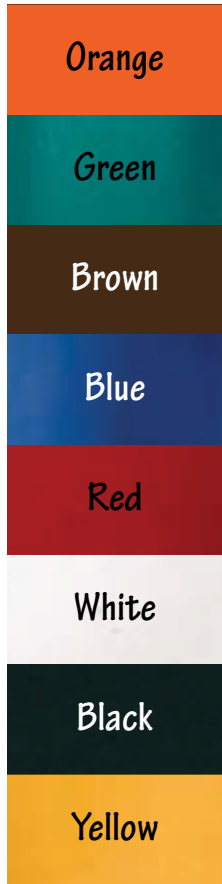
Bowl strainer

Stainless Steel (SS) is recommended for all coastal installations

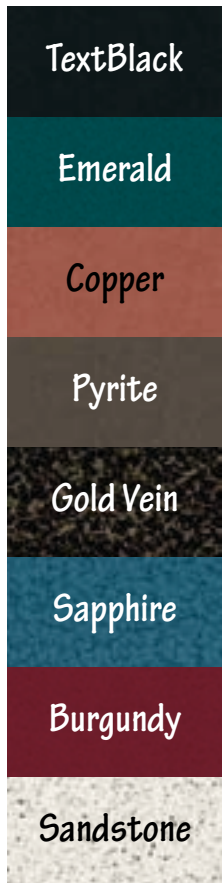
Contact Most Dependable Fountains, Inc. for pricing and quote requests. 800-552-6331

Cad drawings and specifications are available at www.mostdependable.com

**STANDARD
COLORS**



**TEXTURED
COLORS**



WALL MOUNT DRINKING FOUNTAINS

400 SERIES



Drinking fountains are UL approved, and meet all ANSI-NSF61 -98 standards.

WALL MOUNT OPTIONS

The options shown on this page are available on the 450 and 475 fountains. Multiple options may be ordered on each fountain. Please specify the option when requesting a quote or placing an order. Options are added at an additional cost to the customer. info@mostdependable.com or 800-552-6331



450 Carrier



475 Carrier



Bowl strainer



Safe Stream bubbler™



Seasonal cover

Contact Most Dependable Fountains, Inc. for pricing and quote requests. 800-552-6331
Cad drawings and specifications are available at www.mostdependable.com

PET DRINKING FOUNTAINS



300 SERIES

**300 SM
Pet
Fountain**



**300 SMSS
Pet Fountain
Stainless Steel
With optional
hose bibb**



**325 Pet
Comfort Station
and Shower**



**350 SM
Pet Step Fountain**

Drinking fountains are UL approved, and meet all ANSI-NSF61 -98 standards.

**850 SMSS
Stainless steel
powder coated
chrome matte**



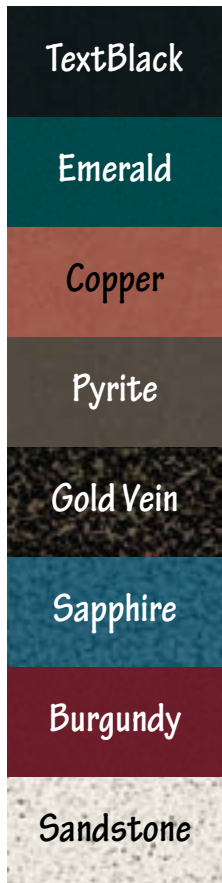
Stainless Steel (SS) is recommended for all coastal installations

Contact Most Dependable Fountains, Inc. for pricing and quote requests. 800-552-6331
Cad drawings and specifications are available at www.mostdependable.com

STANDARD COLORS



TEXTURED COLORS



Jug filler



Valve Box



Hose bibb



* Seasonal cover



Hose bibb with locking cover



* Carrier



Footwash



* Bowl strainer

PET FOUNTAIN OPTIONS

The options shown on this page are available on the Model 300 SM and Model 325 SM **pedestal pet** drinking fountains shown on page 16. Multiple options may be ordered on each fountain. There is an asterisk (*) beside the options available on the Model 350 Pet Step Fountain. Please specify the option when requesting a quote or placing an order. Options are added at an additional cost to customer.

(Note: Please see the page reference on the other models shown to see all applicable options)

**STANDARD COLORS
STANDARD TEXTURED COLORS**

All colors shown apply to stainless steel and standard steel drinking fountains. A Chrome Matte powder is used on stainless steel fountains when a color is not requested.

See our other per fountains on the pages noted below.

Model 440 SM with optional pet fountain (Shown on page 3)

3300 SM Aggregate model includes pet fountain. (shown on page10)

Model 2008 Historical model includes pet fountain. (Shown on page 11)

3800 SM Aggregate model includes pet fountain (shown on page 10)